



US Army Corps
of Engineers®
BUILDING STRONG®

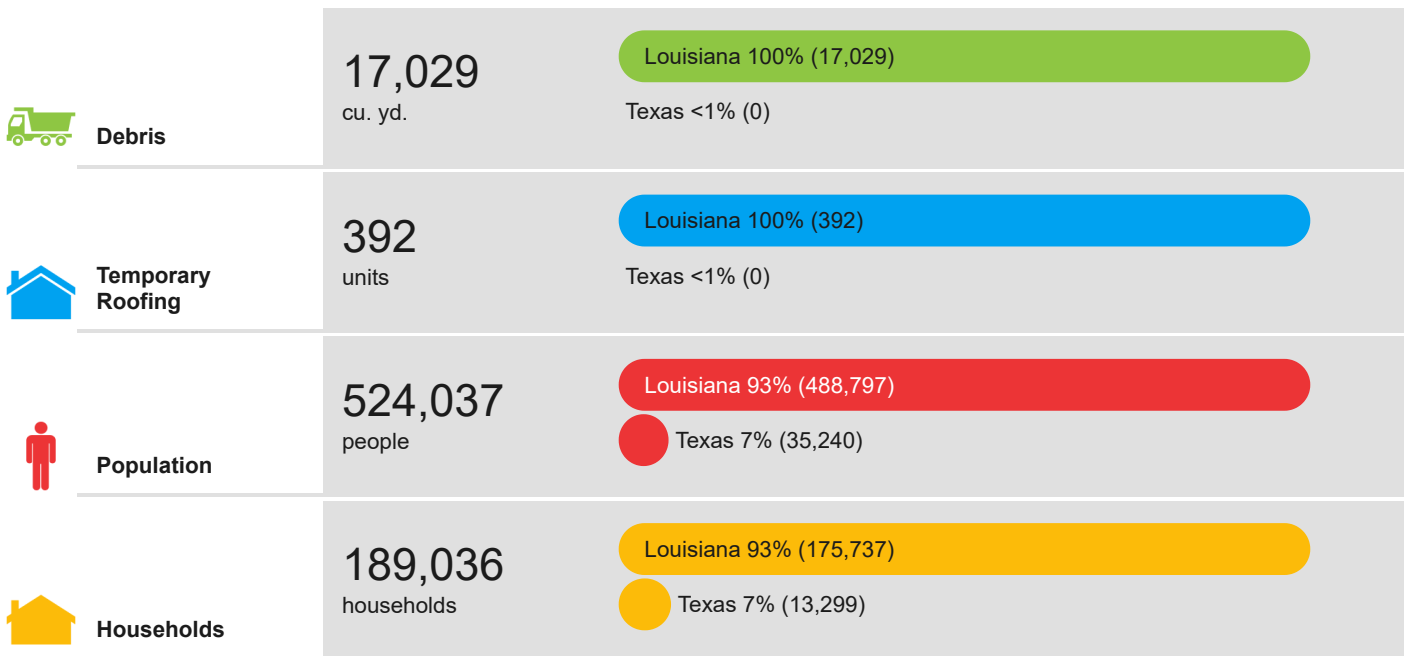
Hurricane Marco Adv. #14

For Planning Purposes Only!

WASHINGTON, DC 17:26:50 23 Aug 2020	CHICAGO 16:26:50 23 Aug 2020	LOS ANGELES 14:26:50 23 Aug 2020
--------------------------------------------------	-------------------------------------------	-----------------------------------------------

https://simsuite.usace.army.mil/wab/v2.15/MissionModels/index.html?_65=143

Updated as of 23 Aug 2020 (4:26 PM Central Daylight Time)



Critical Infrastructure Summary

Total

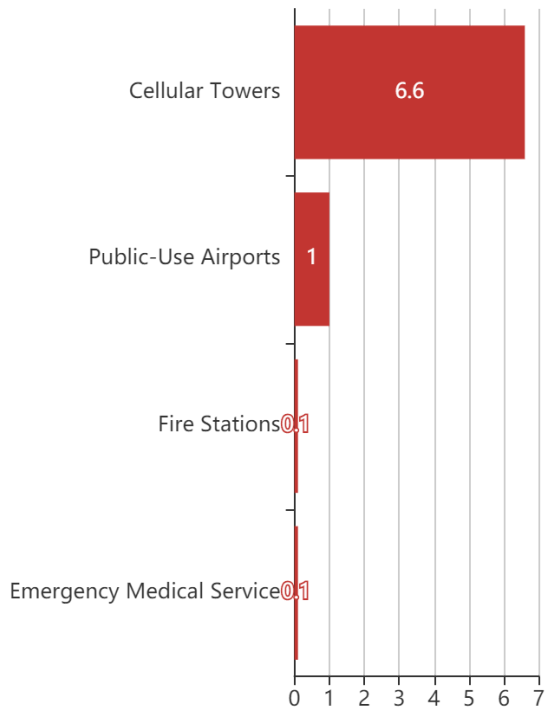


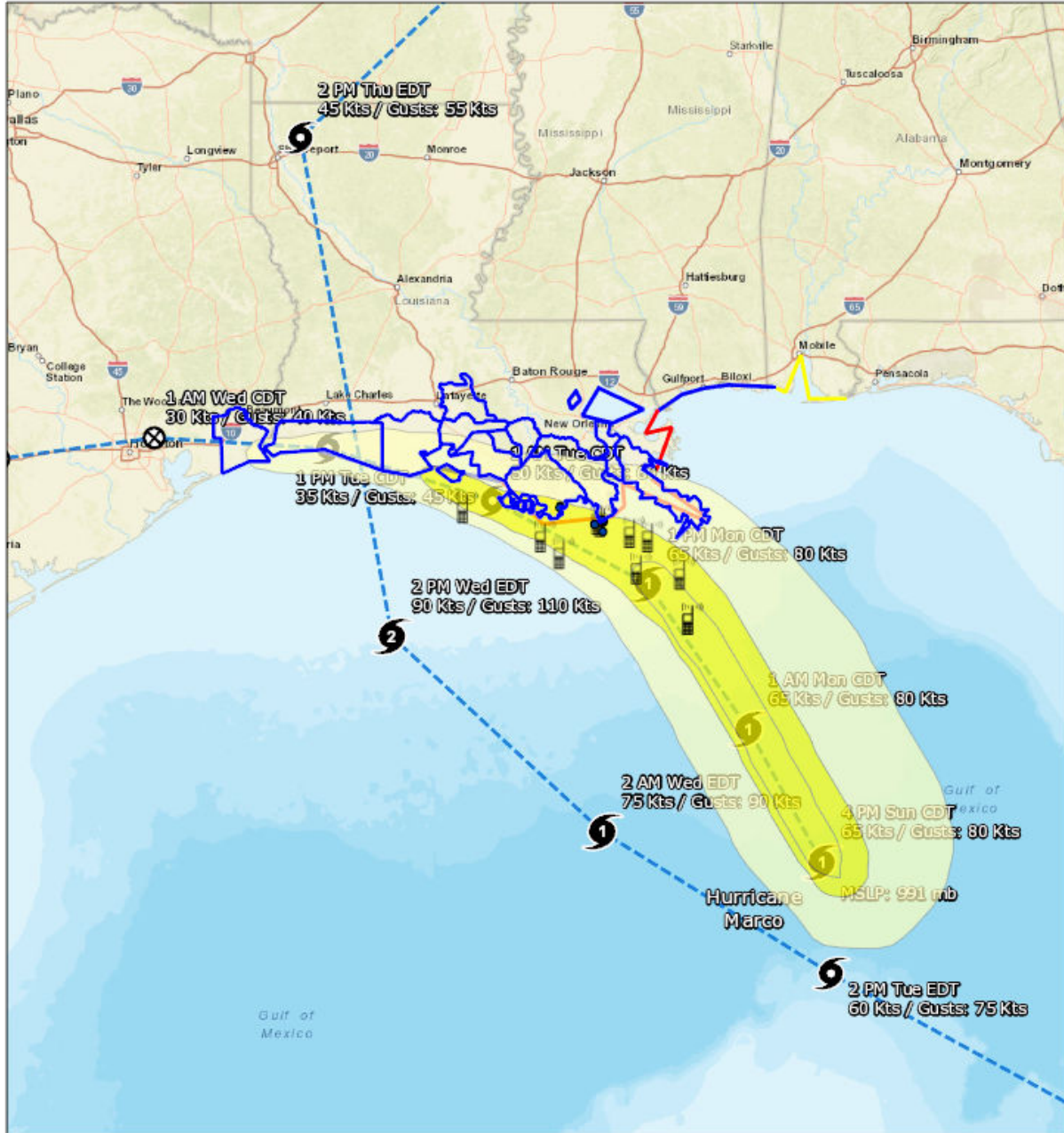
Power Requirements




Generators

By Generator Count






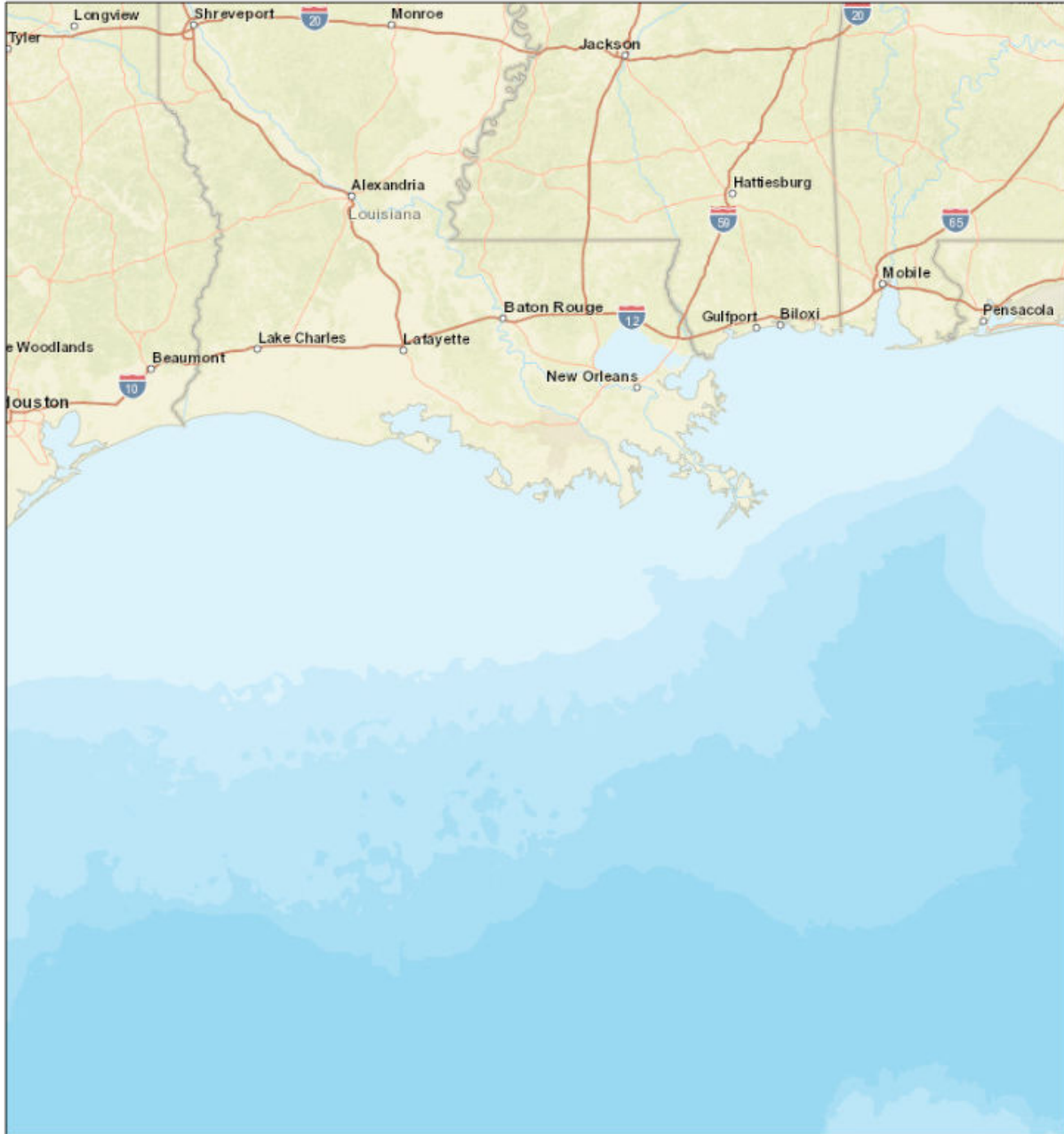
- Counties
- Structures**
- Cellular Towers
- Emergency Medical Service
- Fire Stations
- Public-Use Airports
- Mission Model Swaths
- TS
- Cat 1
- 120-hr Forecast Track Line



Sources: Esri, HERE, Garmin, USGS, Intermap, INCREMENT P, NRCan, Esri Japan, METI, Esri China (Hong Kong), Esri Korea, Esri (Thailand), NGCC, (c) OpenStreetMap contributors, and the GIS User Community, NOAA/NOS/OCS nowCOAST, NOAA/NWS/NHC, NOAA/NWS/CPHC

Created by SimSuite

Debris



Sources: Esri, HERE, Garmin, USGS, Intermap, INCREMENT P, NRCan, Esri Japan, METI, Esri China (Hong Kong), Esri Korea, Esri (Thailand), NGCC, (c) OpenStreetMap contributors, and the GIS User Community

Created by SimSuite

Mission Summary



The mission models account for storm surge and wind damage only, but do not account for other related storm hazards that may affect the mission estimates.

Mission Summary	
Total Counties	11
Debris (cu. yd.)	17,029
Temporary Roofing (units)	392
Population	524,036.599
Households	189,035.504

Population Distribution	
Tropical Storm	409,411
Category 1	28,752

LOUISIANA	Yards of Debris (17,029)	Roof Units (392)	Population (488,797)	Households (175,737)
Assumption	0	0	1,920	684
Cameron	0	0	7,339	3,592
Iberia	0	0	19,210	6,466
Jefferson	0	0	119,483	48,370
Lafourche	1,483	34	63,022	21,539
Plaquemines	0	0	25,106	9,021
St. Martin	0	0	52,518	17,164
St. Mary	0	0	50,951	19,317
Terrebonne	15,209	350	109,689	35,788
Vermilion	337	8	39,558	13,796

TEXAS	Yards of Debris (0)	Roof Units (0)	Population (35,240)	Households (13,299)
Jefferson	0	0	35,240	13,299

Critical Infrastructure

Summary			
Total Critical Facilities		21	
Power Requirements (kW)		435.2	
Range (kW)			
Communications	# FED Gen Req	Range (kW)	Req kW
AM Antennas (0)	0.0	35 - 75	0.0
Cellular Towers (11)	6.6	35 - 75	363.0
FM Antennas (0)	0.0	35 - 75	0.0
Education	# FED Gen Req	Range (kW)	Req kW
Private Schools (0)	0.0	200 - 300	0.0
Public Schools (0)	0.0	200 - 300	0.0
Colleges and Universities (0)	0.0	200 - 300	0.0
Emergency Services	# FED Gen Req	Range (kW)	Req kW
911 Call Centers (0)	0.0	15 - 35	0.0
Emergency Medical Service (1)	0.1	15 - 35	2.5
Fire Stations (1)	0.1	15 - 35	2.5
Service Providers (0)	0.0	0 - 0	0.0
Healthcare	# FED Gen Req	Range (kW)	Req kW
Nursing Homes (0)	0.0	35 - 100	0.0
Hospitals (0)	0.0	800 - 2000	0.0
Urgent Care Facilities (0)	0.0	200 - 300	0.0
Military	# FED Gen Req	Range (kW)	Req kW
Air National Guard (ANG) Sites (0)	0.0	15 - 35	0.0
Army National Guard (ARNG) Sites (0)	0.0	15 - 35	0.0
National Security Government Military Facilities (0)	0.0	15 - 35	0.0
Law Enforcement	# FED Gen Req	Range (kW)	Req kW
Prison Points (0)	0.0	400 - 600	0.0
Local Police (0)	0.0	15 - 35	0.0
State Police (0)	0.0	15 - 35	0.0
Correctional Facilities (0)	0.0	400 - 600	0.0
State and Local EOC	# FED Gen Req	Range (kW)	Req kW
Local Emergency Operations Centers (0)	0.0	15 - 40	0.0
State Emergency Operation Centers (EOCs) (0)	0.0	15 - 35	0.0

State Facilities	# FED Gen Req	Range (kW)	Req kW
Governors Mansion (0)	0.0	100 - 200	0.0
Major State Government Building (0)	0.0	100 - 200	0.0

Transportation	# FED Gen Req	Range (kW)	Req kW
Ports (0)	0.0	600 - 1200	0.0
Amtrak Stations (0)	0.0	100 - 300	0.0
Bus Stations (0)	0.0	100 - 300	0.0
Intermodal Terminal Facilities (0)	0.0	100 - 300	0.0
Railroad Stations (0)	0.0	100 - 300	0.0
Public-Use Airports (8)	1.0	40 - 100	67.2

Water	# FED Gen Req	Range (kW)	Req kW
Water Treatment Facilities (0)	0.0	800 - 2000	0.0
Wastewater Treatment Plants (0)	0.0	800 - 2000	0.0

COVID-19

#	County	Cases
1	Jefferson	16,006
2	Jefferson	6,489
3	Terrebonne	3,285
4	Lafourche	3,073
5	Iberia	2,648
6	St. Martin	1,827
7	Vermilion	1,768
8	Orange	1,720
9	St. Mary	1,711
10	Assumption	628
11	Plaquemines	481
12	Cameron	174

Report Generated by SimSuite
https://simsuite.usace.army.mil/wab/v2.15/MissionModels/index.html?_65=143